



Low Voltage Mounting Brackets

Single through 4-gang brackets for installations on existing construction. Designed to install **LOW VOLTAGE Class 2 ONLY**.

New!

CATALOG NUMBER	UPC/DCI/NAED MFG #01 8997	UNIT PKG	STD PKG	DIM A	DIM B	DIM C	DIM D	DIM E
LV1	58175	10	100	5.460	4.250	2.500	1.690	1/4"-1"
LV2	10952	5	50	5.460	4.250	4.185	1.750	1/4"-1"
LV3	09600	5	50	5.570	4.250	6.000	1.700	1/4"-1"
LV4	09601	5	50	5.570	4.250	7.810	1.700	1/4"-1"

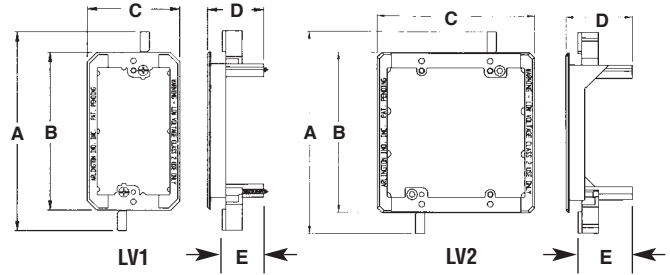
Dim E refers to wall thickness adjustment.
PATENTED.



E253895 LR49636

Features and Benefits


- Non-metallic – better than metal and costs less too!
- For communications, cable TV, computer wiring.
- CAT 5 listed
- Adjusts to fit 1/4" to 1" thick wallboard, paneling, or drywall
- Bracket is its own template for cut out
- Mounting wings hold bracket securely against wall when screws are tightened




LV1



LV2



LV3




LV4

For Low Voltage Fire Alarm Installations too!

Arlington's LV2, for existing construction, and LVMB2, for new construction (see pg. L-16), can also be used for the installation of fire alarms.

Installation Instructions



Locate bracket position. Level. Trace inside of LV1 and cut on the outside of the line.