



Duct Rodders

Condux Duct Rodders combine ease of operation and reliable performance to help increase the efficiency of your rodding operations.

Our Duct Rodder cages have been designed to be lighter weight for easy handling in the field. They feature sturdy construction and a hand-operated wheel brake. They can be used on their side as well as upright. 30" (762 mm) and 45" (1,143 mm) cages come with flotation wheels for added mobility. Cage sizes are matched to suit the rod you order.



End Fittings Included

Condux duct rods come equipped with a threaded end fitting on each end, plus a tapered head on the outward end. Condux offers a number of optional end fitting accessories for additional applications.

Easy to Order

Simply refer to the charts in this section based on the diameter of rod you need. Condux provides 24-hour turnaround on most rodder orders.

All Duct Rodders come standard with a repair kit.



Dozens of rodder accessories (pgs. 28-33) are available to fit your rodding application.



End fittings are included with Condux duct rodders. Vary with rod type ordered. See page 32.



Ready to ship! 24-hour turnaround on most rodders.



Hand-operated wheel brake adds control and safety.

Three Types of Rod

Condux offers three types of duct rod: Cobra®, Python® and Mini-Cobra®. Each has a glass reinforced composite core jacketed in a rugged plastic coating to ensure long life. All three have excellent flexural strength, compressive strength, fatigue resistance, and memory. They also have favorable electrical and thermal properties that make them safe for use in cable-occupied duct. They are suitable for pulling back winch line or small diameter cable.

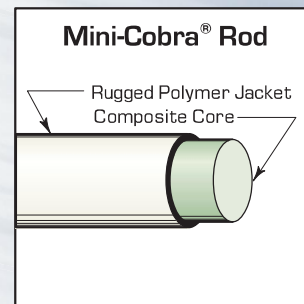
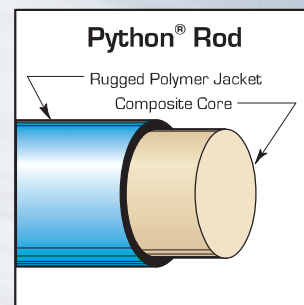
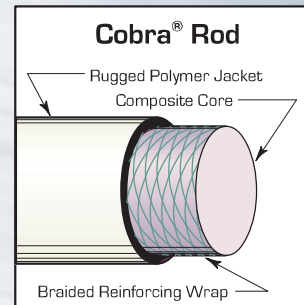
COBRA®: Cobra is our highest quality rod, designed for heavy-duty applications. It gets its extra strength from a unique construction process that ensures greater rigidity and strength, enabling it to endure the additional force required for long duct runs with multiple bends and sweeps. A braided wrap of reinforcing fibers increases its rigidity and helps bond the core with the outer plastic coating. The coating is made from a polymer blend for greater toughness and superior abrasion resistance to ensure extra long life. Includes one male and one female end fitting, and a tapered head.

PYTHON®: Our Python rod is best suited for less demanding applications. It has strength properties similar to our Cobra rod, but is more flexible. Also, like the Cobra, it has a heavy-duty outer plastic coating to resist abrasions and reduce wear. Includes one male and one female end fitting, and a tapered head.

MINI-COBRA®: Our Mini-Cobra rod includes our 3/16" [5 mm] and 1/4" [6 mm] diameter rods used primarily for smaller duct sizes and shorter runs. The rod has the same flexibility and strength features of our Python rod and comes wound in 16" [406 mm] and 24" [610 mm] cages in 50' [25 m] to 600' [200 m] lengths. Includes two male end fittings and two tapered heads.

REPLACEMENT ROD: Replacement rod is available for all Condux Duct Rodders. Please contact Condux Customer Service to place your order. Have your existing duct rodder part number ready to ensure an accurate match. Replacement rod comes with end fittings and tapered heads in a disposable replacement cage.

Replacement accessories listed on pages 28–33.



Duct Rod Specifications

Duct Rod Dia. in (mm)	Duct Rod Pull Strength lbs (N)	Core O.D.** in (mm)	Coating O.D.* in (mm)	Min. Bending Radius in (mm)
3/16 (5)	200 (890)	.125 (3.2)	.187 (4.8)	3 (76)
1/4 (6)	350 (1,557)	.187 (4.8)	.250 (6.3)	5 (127)
5/16 (8)	950 (4,226)	.237 (6.0)	.312 (7.9)	7 (178)
7/16 (11)	950 (4,226)	.300 (7.6)	.437 (11.1)	11 (280)
9/16 (13)	1,400 (6,227)	.375 (9.5)	.500 (13.0)	11 (280)

**Core O.D. Tolerance ±.007" [.2 mm]; *Coating O.D. Tolerance ±.015" [.4 mm].

Conduit Sizes* in (mm)	Recommended Duct Rod Size in (mm)
1/2 (13)	3/16 (5)
3/4 (19)	3/16 (5)
1 (25)	3/16, 1/4 (5, 6)
1 1/4 (32)	3/16, 1/4 (5, 6)
1 1/2 (38)	1/4, 5/16 (6, 8)
2 (51)	1/4, 5/16 (6, 8)
2 1/2 (64)	1/4, 5/16 (6, 8)
3 (76)	5/16, 7/16, 9/16 (8, 11, 13)
3 1/2 (89)	5/16, 7/16, 9/16 (8, 11, 13)
4 (102)	5/16, 7/16, 9/16 (8, 11, 13)
5 (127)	7/16, 9/16 (11, 13)
6 (152)	7/16, 9/16 (11, 13)
8 (203)	9/16 (13)

*Conduit sizes based on standard radius bends and should be considered minimums. A larger diameter rod than what is listed is not recommended. Please call your Condux representative for more assistance.





3/16" Mini-Cobra Rod		
#12-24 End Fitting		
16" Cage		
Part No.	Length (ft)	Replacement Rod No.
08072405	50	08073605
08072410	100	08073610
08072415	150	08073615
08072420	200	08073620
08072425	250	08073625
08072430	300	08073630

1/4" Mini-Cobra Rod		
5/16"-18 End Fitting		
24" Cage		
Part No.	Length (ft)	Replacement Rod No.
08072510	100	08073710
08072515	150	08073715
08072520	200	08073720
08072525	250	08073725
08072530	300	08073730
08072535	350	08073735
08072540	400	08073740
08072545	450	08073745
08072550	500	08073750
08072555	550	08073755
08072560	600	08073760

5/16" Cobra Rod		
3/8"-16 End Fitting		
30" Cage		
Part No.	Length (ft)	Replacement Rod No.
08083720	200	08079120
08083725	250	08079125
08083730	300	08079130
08083735	350	08079135
08083740	400	08079140
08083745	450	08079145
08083750	500	08079150
08083755	550	08079155
08083760	600	08079160
08083765	650	08079165
08083770	700	08079170
08083775	750	08079175
08083780	800	08079180
08083790	900	08079190
08083710	1000	08079110

5/16" Python Rod		
3/8"-16 End Fitting		
30" Cage		
Part No.	Length (ft)	Replacement Rod No.
08084320	200	08082320
08084325	250	08082325
08084330	300	08082330
08084335	350	08082335
08084340	400	08082340
08084345	450	08082345
08084350	500	08082350
08084355	550	08082355
08084360	600	08082360
08084365	650	08082365
08084370	700	08082370
08084375	750	08082375
08084380	800	08082380
08084390	900	08082390
08084310	1000	08082310



7/16" Cobra Rod		
3/8"-16 End Fitting		
45" Cage		
Part No.	Length (ft)	Replacement Rod No.
08083820	200	08086320
08083825	250	08086325
08083830	300	08086330
08083835	350	08086335
08083840	400	08086340
08083845	450	08086345
08083850	500	08086350
08083855	550	08086355
08083860	600	08086360
08083865	650	08086365
08083870	700	08086370
08083875	750	08086375
08083880	800	08086380
08083890	900	08086390
08083810	1000	08086310
08083811	1100	08086311
08083812	1200	08086312
08083813	1300	08086313
08083814	1400	08086314
08083815	1500	08086315

7/16" Python Rod		
3/8"-16 End Fitting		
45" Cage		
Part No.	Length (ft)	Replacement Rod No.
08083920	200	08086520
08083925	250	08086525
08083930	300	08086530
08083935	350	08086535
08083940	400	08086540
08083945	450	08086545
08083950	500	08086550
08083955	550	08086555
08083960	600	08086560
08083965	650	08086565
08083970	700	08086570
08083975	750	08086575
08083980	800	08086580
08083990	900	08086590
08083910	1000	08086510
08083911	1100	08086511
08083912	1200	08086512
08083913	1300	08086513
08083914	1400	08086514
08083915	1500	08086515

9/16" Python Rod		
3/4"-10 End Fitting		
45" Cage		
Part No.	Length (ft)	Replacement Rod No.
08083220	200	08075720
08083225	250	08075725
08083230	300	08075730
08083235	350	08075735
08083240	400	08075740
08083245	450	08075745
08083250	500	08075750
08083255	550	08075755
08083260	600	08075760
08083265	650	08075765
08083270	700	08075770
08083275	750	08075775
08083280	800	08075780
08083290	900	08075790
08083210	1000	08075710

5 mm Mini-Cobra Rod		
M5 End Fitting		
406 mm Cage		
Part No.	Length (m)	Replacement Rod No.
08072602	25	08072702
08072605	50	08072705
08072607	75	08072707
08072610	100	08072710

6 mm Mini-Cobra Rod		
M8 End Fitting		
610 mm Cage		
Part No.	Length (m)	Replacement Rod No.
08072802	25	08072902
08072805	50	08072905
08072807	75	08072907
08072810	100	08072910
08072812	125	08072912
08072815	150	08072915
08072817	175	08072917
08072820	200	08072920

8 mm Cobra Rod		
M12 End Fitting		
762 mm Cage		
Part No.	Length (m)	Replacement Rod No.
08073005	50	08073505
08073007	75	08073507
08073010	100	08073510
08073012	125	08073512
08073015	150	08073515
08073017	175	08073517
08073020	200	08073520
08073025	250	08073525
08073030	300	08073530

8 mm Python Rod		
M12 End Fitting		
762 mm Cage		
Part No.	Length (m)	Replacement Rod No.
08075205	50	08076405
08075207	75	08076407
08075210	100	08076410
08075212	125	08076412
08075215	150	08076415
08075217	175	08076417
08075220	200	08076420
08075225	250	08076425
08075230	300	08076430

11 mm Cobra Rod		
M12 End Fitting		
1143 mm Cage		
Part No.	Length (m)	Replacement Rod No.
08077205	50	08077705
08077207	75	08077707
08077210	100	08077710
08077212	125	08077712
08077215	150	08077715
08077217	175	08077717
08077220	200	08077720
08077225	250	08077725
08077230	300	08077730
08077235	350	08077735
08077240	400	08077740
08077245	450	08077745

11 mm Python Rod		
M12 End Fitting		
1143 mm Cage		
Part No.	Length (m)	Replacement Rod No.
08078505	50	08078605
08078507	75	08078607
08078510	100	08078610
08078512	125	08078612
08078515	150	08078615
08078517	175	08078617
08078520	200	08078620
08078525	250	08078625
08078530	300	08078630
08078535	350	08078635
08078540	400	08078640
08078545	450	08078645

13 mm Python Rod		
M12 End Fitting		
1143 mm Cage		
Part No.	Length (m)	Replacement Rod No.
08078705	50	08079305
08078707	75	08079307
08078710	100	08079310
08078712	125	08079312
08078715	150	08079315
08078717	175	08079317
08078720	200	08079320
08078725	250	08079325
08078730	300	08079330



Footage Marks

Footage marks are available on $\frac{1}{16}$ " (8 mm), $\frac{3}{16}$ " (11 mm), and $\frac{1}{4}$ " (13 mm) Cobra and Python duct rod. Order footage marks separately at additional cost. Footage marks are every two feet.

Part Number	Description
08084000	Footage Marks (Feet)

