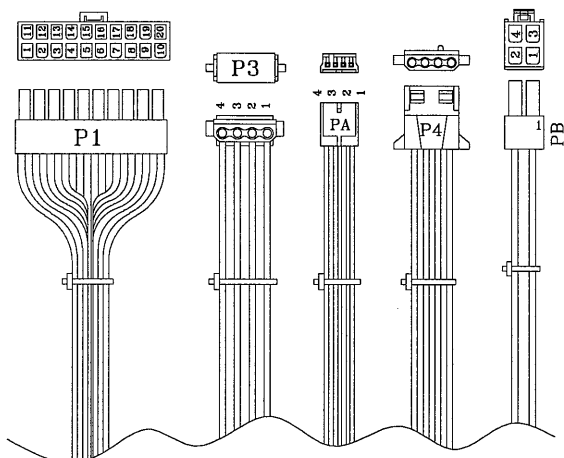


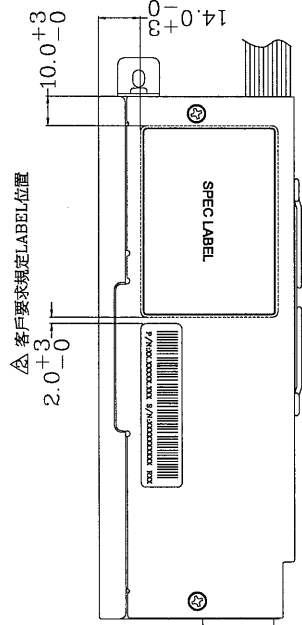


P/N: 9PA2004500

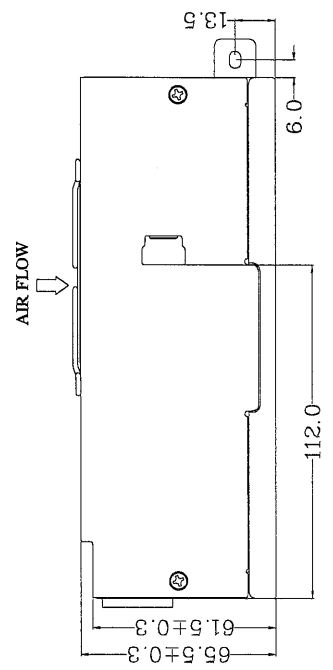
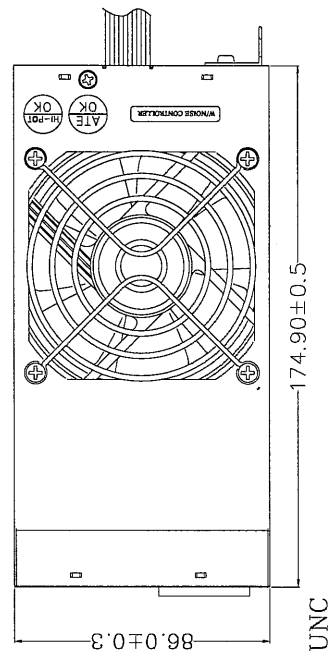
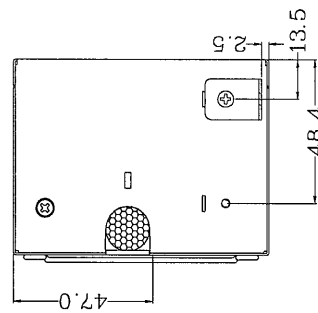
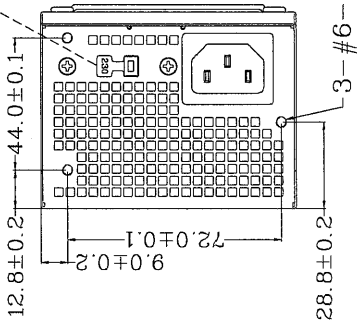
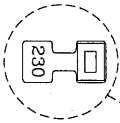
MODEL NO. : FSP200-60SAV (A271)	TITLE: ASSY	SHEET: 1 OF 1	REV: 02
REV: D	PE	DRAWN	DATE
WSP 2303	黃傑山 1/13/2003	<i>Asy</i>	JAN.13.2003
INTERIOR COUNTERSIGN:			<i>Asy</i>



REF. ID.	PIN NO.	SIGNAL	WIRE COLOR	GAUGE	CONNECTOR TYPE	CABLE LENGTH
P1	1	+3.3V	ORANGE	18	MOLEX 20-01-2000 or EQUIV.	200 +15 -0 mm
	2	+3.3V	ORANGE	18		
	3	COM	BLACK	18		
	4	+5V	RED	18		
	5	COM	BLACK	18		
	6	+5V	RED	18		
	7	COM	BLACK	18		
	8	PW-OK	GRAY	24		
	9	+5V6B	PURPLE	20		
	10	+12V	YELLOW	18		
	11	+3.3V	ORANGE	18		
	12	+3.3VSENSE	BROWN	24		
	13	-12V	BLUE	24		
	14	COM	BLACK	18		
	15	PS-ON	GREEN	24		
	16	COM	BLACK	18		
	17	COM	BLACK	18		
	18	-5V	WHITE	24		
	19	+5V	RED	18		
	20	+5V	RED	18		
P3	1	+12V	YELLOW	18	MOLEX 15-24-2000 or EQUIV.	250 +15 -0 mm
	2	COM	BLACK	18		
	3	COM	BLACK	18		
PA	1	+12V	YELLOW	22	AMP 171822-4 or EQUIV.	300 +15 -0 mm
	2	COM	BLACK	22		
	3	COM	BLACK	22		
	4	+5V	RED	22		
P4	1	+12V	YELLOW	18	AMP 1-460484-0 or EQUIV.	200 +15 -0 mm
	2	COM	BLACK	18		
	3	COM	BLACK	18		
	4	+5V	RED	18		
PB	1	COM	BLACK	20	MOLEX 39-01-2040 or EQUIV.	350 +15 -0 mm
	2	COM	BLACK	20		
	3	+12V	YELLOW	20		
	4	+12V	YELLOW	20		



△ 客户要求规定 LABEL 位置



NOTE:

1. ALL THE LENGTH OF OUTPUT WIRES EXCLUDE HOUSING.

UNIT:mm