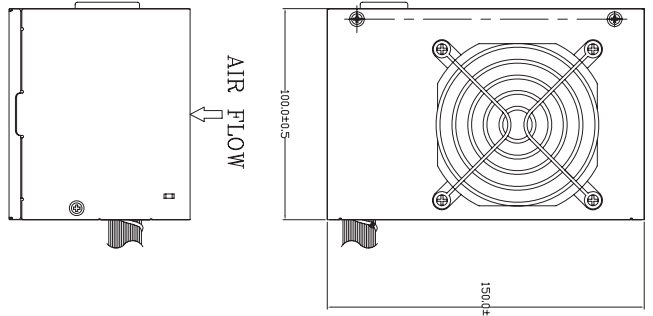
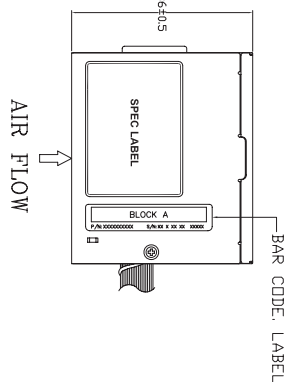
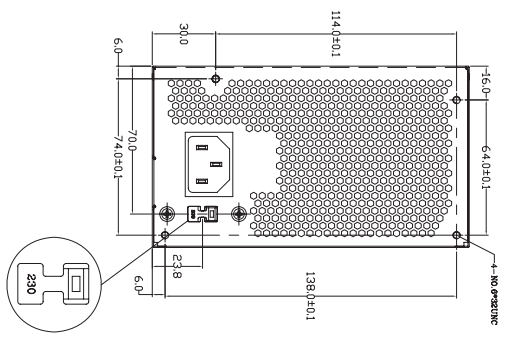
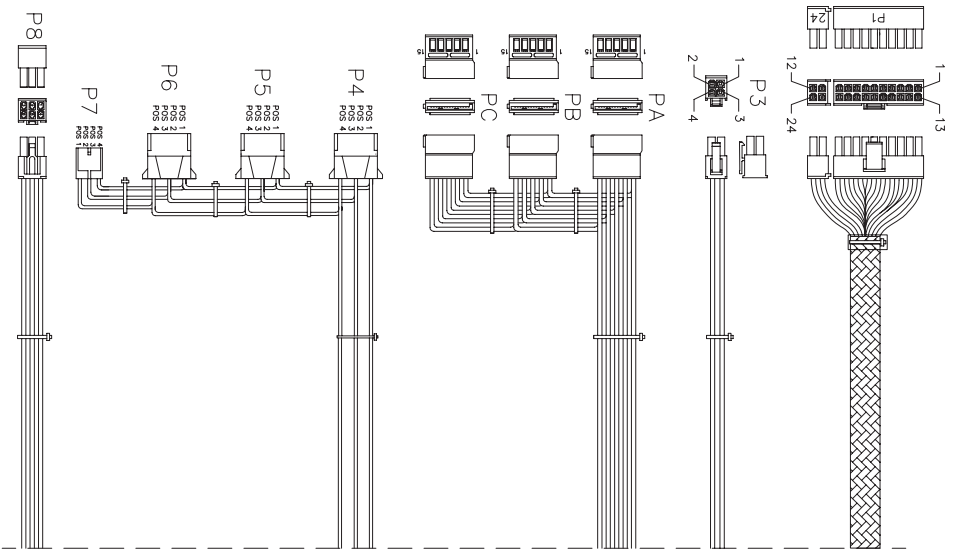


REF. ID. / NO.	PIN SIGNAL	WIRE COLOR	GAUGE	CONNECTOR TYPE	CABLE LENGTH
P1 / 24	1 +3.3VDC	ORANGE	20	WST P20-142002K11D+ P4-142002K11D or EQUIV.	350±30mm
	2 +3.3VDC	ORANGE	20		
	3 COM	BLACK	20		
	4 +5VDC	RED	20		
P3	1 COM	BLACK	20	MOLEX 39-01-2040 or EQUIV.	350±30mm
	2 COM	BLACK	20		
	3 +12V2	YEL/BLK	20		
	4 +12V2	YEL/BLK	20		
P4	1 +3.3VDC	ORANGE	20	MOLEX SD-67582-001 or EQUIV.	350±30mm
	2 COM	BLACK	20		
	3 +5VDC	RED	20		
	4 COM	BLACK	20		
P5	1 +12V1	YELLOW	20	MOLEX SD-67582-001 or EQUIV.	350±30mm
	2 COM	BLACK	20		
	3 +5VDC	RED	20		
	4 COM	BLACK	20		
P6	1 +12V1	YELLOW	20	MOLEX SD-67582-001 or EQUIV.	350±30mm
	2 COM	BLACK	20		
	3 +5VDC	RED	20		
	4 COM	BLACK	20		
P7	1 COM	BLACK	20	MOLEX SD-67582-001 or EQUIV.	350±30mm
	2 COM	BLACK	20		
	3 +12V1	YELLOW	22		
	4 +12V1	YELLOW	22		
P8	1 +12V1	YELLOW	20	MOLEX SD-67582-001 or EQUIV.	350±30mm
	2 +12V1	YELLOW	20		
	3 +12V1	YELLOW	20		
	4 COM	BLACK	20		



NOTE:
 1. ALL THE LENGTH OF OUTPUT WIRES EXCLUDE HOUSING.
 2. 產地標籤依業務指示加貼。
 3. 此CASE僅為暫用，尚未開模

修改版次/字號	修改事項	修改者備註
1	依業務需求改線材&CASE	高湘琳/右二標準品改

UNIT:mm

MODEL NO.:VR350 / VR400	TITLE:ASSY	SHEET: 1 OF 1	REV:01
R&D 8	PE	DRAWN	DATE
		高湘琳	2009-03-27