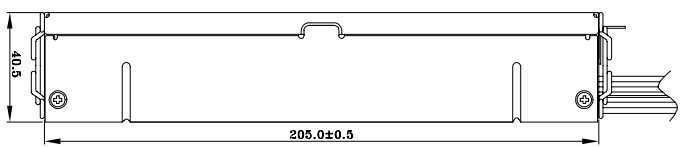
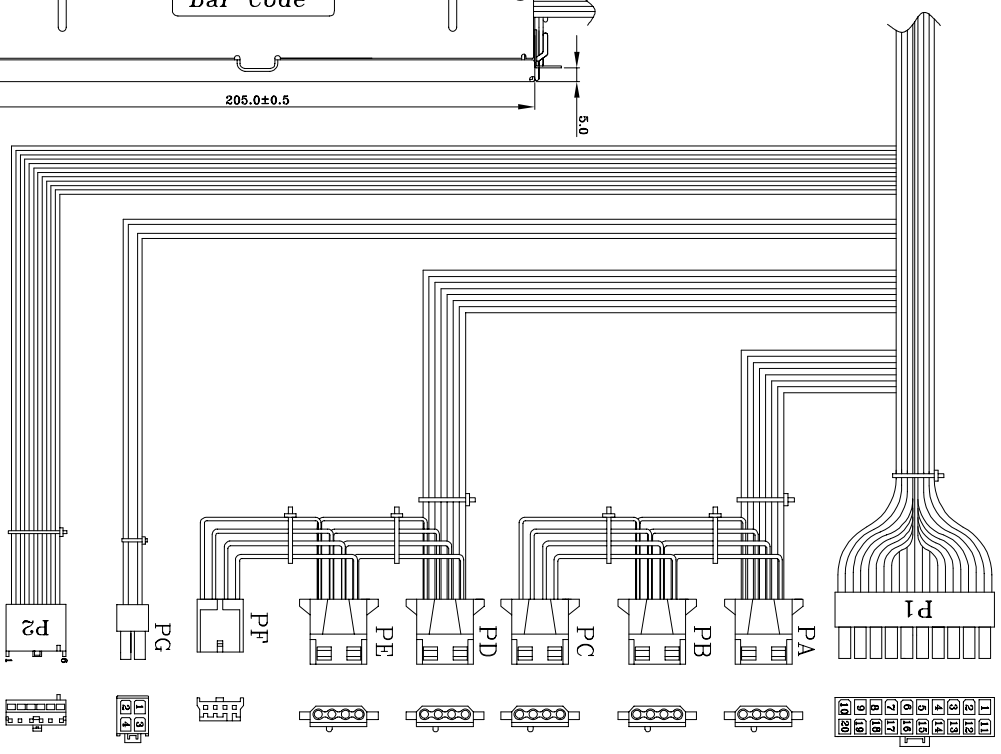
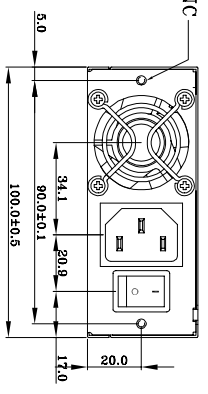
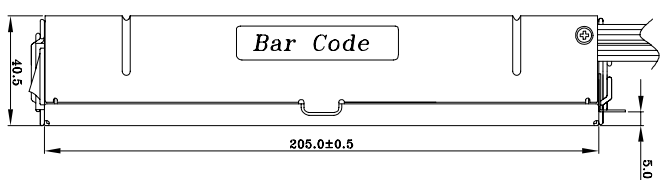
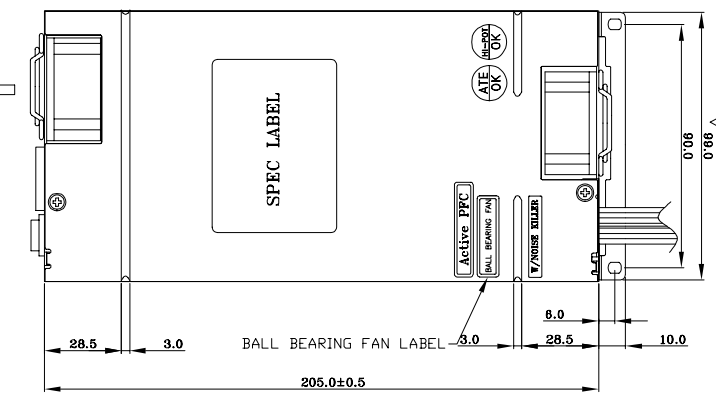


AIR FLOW



AIR FLOW



REF. ID.	PIN NO.	SIGNAL	WIRE COLOR	GAUGE	CONNECTOR TYPE	CABLE LENGTH
P1	1	+3.3VDC	ORANGE	18	MOLEX 39-01-2206 or BQIV.	480±15mm
	2	+3.3VDC	ORANGE	18		
	3	COM	BLACK	18		
	4	+5VDC	RED	18		
	5	COM	BLACK	18		
	6	+5VDC	RED	18		
	7	PW-OK	GRAY	18		
	8	+5VSB	PURPLE	18		
	9	+12VDC	YELLOW	18		
	10	+3.3VDC	ORANGE	18		
PA	11	+3.3 SV	BROWN	22	AMP -480424-0150±15mm or BQIV.	
	12	-12VDC	BLUE	22		
	13	COM	BLACK	18		
	14	PS-ON	GREEN	22		
	15	COM	BLACK	18		
	16	COM	BLACK	18		
	17	COM	BLACK	18		
	18	-5VDC	WHITE	22		
	19	+5VDC	RED	18		
	20	+5VDC	RED	18		
PB	1	+2V	YELLOW	18	AMP -480424-0150±10mm or BQIV.	
	2	COM	BLACK	18		
	3	COM	BLACK	18		
	4	+5V	RED	18		
PC	1	+2V	YELLOW	18	AMP -480424-0150±15mm or BQIV.	
	2	COM	BLACK	18		
	3	COM	BLACK	18		
	4	+5V	RED	18		
PD	1	+2V	YELLOW	18	AMP -480424-0150±10mm or BQIV.	
	2	COM	BLACK	18		
	3	COM	BLACK	18		
	4	+5V	RED	18		
PE	1	+12V	YELLOW	18	AMP -480424-0150±15mm or BQIV.	
	2	COM	BLACK	18		
	3	COM	BLACK	18		
	4	+5V	RED	18		
PF	1	+12V	YELLOW	22	AMP 171822-4 150±10mm or BQIV.	
	2	COM	BLACK	22		
	3	COM	BLACK	22		
	4	+5V	RED	22		
PG	1	COM	BLACK	20	MOLEX 39-01-2040 or BQIV.	480±15mm
	2	COM	BLACK	20		
	3	+12V	YELLOW	20		
	4	+5V	RED	20		
PZ	1	COM	BLACK	18	MOLEX 90331-480±15mm or BQIV.	
	2	COM	BLACK	18		
	3	COM	ORANGE	18		
	4	+3.3VDC	ORANGE	18		
	5	+3.3VDC	ORANGE	18		
	6	+5V	RED	18		

NOTE:
 1. ALL THE LENGTH OF OUTPUT WIRES EXCLUDE HOUSING.
 2. 產地標籤依業務指示加貼.

MODEL NO. : FSP250-601U(S03G)	TITLE: ASSY	SHEET: 1 OF 1	REV: 01
R&D	PE	DRAWN	DATE
INTERIOR COUNTERSIGN:			Sep.19.2005
			黃鈺婷

FSP P/N.:9PA2503732
 SPI P/N.:FSP250-601UR