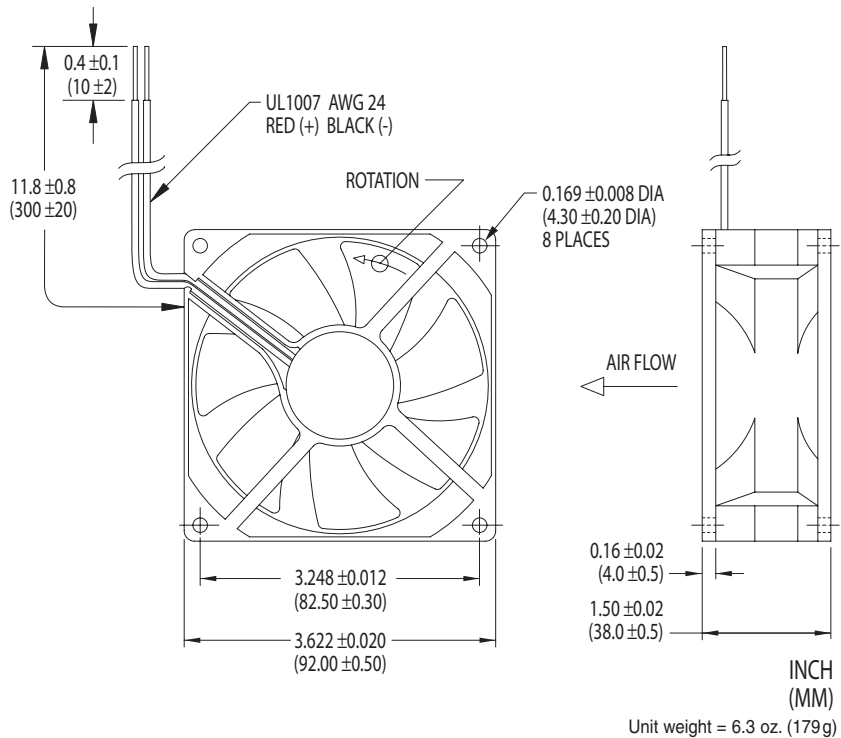


92×38mm



- High-Capacity Air Delivery at Elevated Pressure Levels
- Reverse Polarity Protection
- Strut Side Discharge
- Alarm/Tachometer/Thermal Speed Control/PWM Speed Control Options
- Permanently Lubricated Ball Bearings
- Thermoplastic Frame and Impeller Rated V-0




WIDEBODY TA350DC Series—Electrical and Mechanical Characteristics

Model	Air Flow (CFM)	Operating Voltage		Current (mA)	Power (W)	Sound Level		Fan Speed (rpm)	Bearing	Operating Temp.	
		Nom. (V)	Range (V)			Pressure (dBA)	NPEL (Bels)			Min. (°C)	Max. (°C)
M34756	77	12	8.0-13.8	470	5.64	43.0	5.6	3,400	Ball	-10	+70
M34650	90	12	8.0-13.8	640	7.68	45.8	5.9	3,900	Ball	-10	+70
M34789*	110	12	8.0-13.2	1000	12.0	50.7	6.5	4,800	Ball	-10	+70
M34859	110	48	28.0-50.4	400	19.2	50.7	6.5	4,800	Ball	-10	+70
M35105	130	12	10.8-13.2	1800	21.6	53.7	7.3	5,700	Ball	-10	+60
M35291 [§]	150	12	10.8-12.6	2300	27.6	57.0	7.5	6,000	Ball	-10	+70

Note: Air flow, current, power, speed and sound level ratings are at nominal voltage against zero static pressure. NPEL = Noise Power Emission Level. Power termination and signal options are designated by two-digit suffixes added to the model names: For color-coded 300mm power leads with stripped ends, add "-16" to the model numbers.

* The maximum operating temperature of model M34789 is +70°C under normal operating conditions. Under locked rotor conditions, the maximum operating temperature is reduced to +50°C.

[§] Model M35291 has a nine-blade impeller.

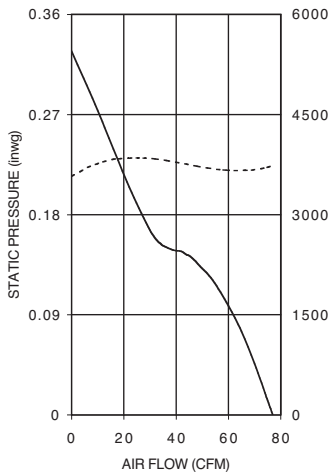


Nidec
Nidec America Corporation

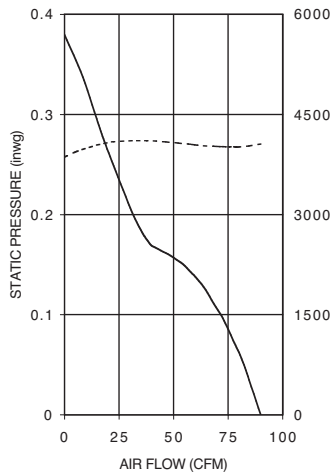
phone 781-848-0970 · email fans@nidecamerica.com · www.nidecamerica.com

92×38mm

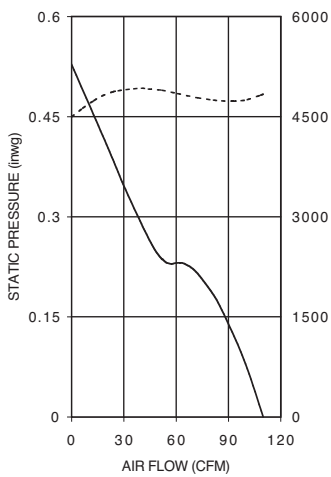
WIDEBODY TA350DC Air Performance Characteristics



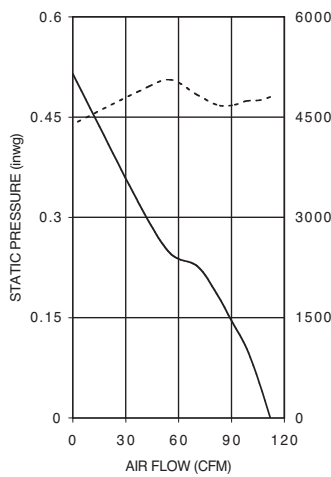
M34756



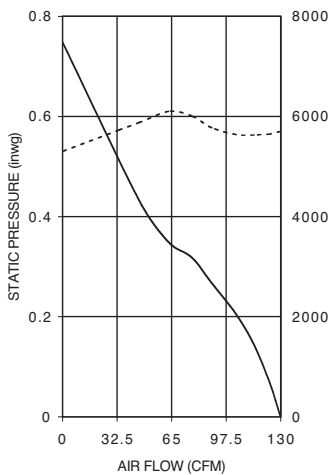
M34650



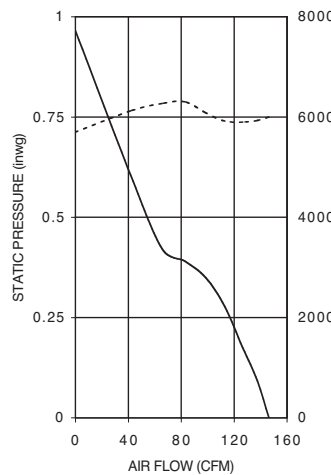
M34789



M34859



M35105



M35291

