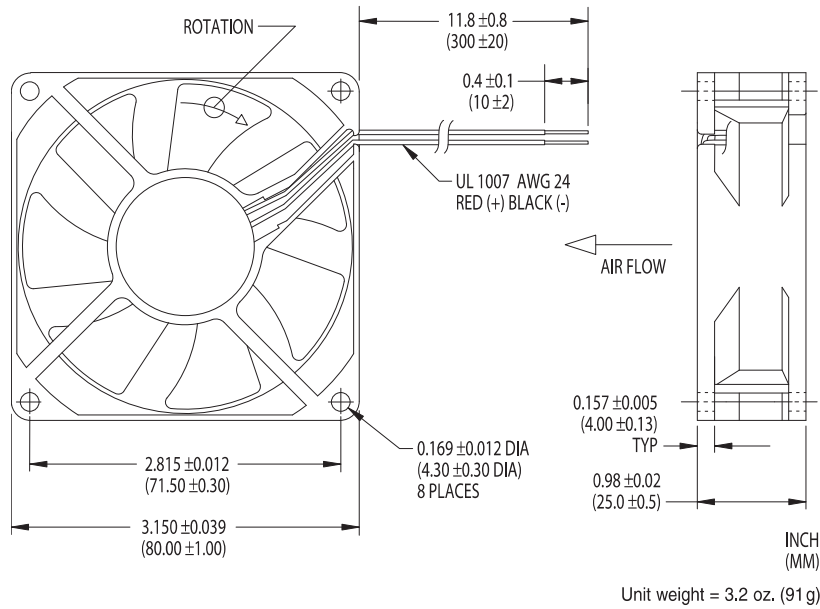


# 80x25mm




- ▶ 12V and 24V Models
- ▶ Polarity Protected
- ▶ Strut Side Discharge
- ▶ Permanently Lubricated Ball Bearings or Long-Life NBR<sup>Δ</sup> Designs
- ▶ Alarm/Tachometer/Thermal Speed Control/PWM Speed Control Options
- ▶ Sound-Absorbing Thermoplastic Frame and Impeller Rated V-0

## L-Series Fans

### TA300DC Series—Electrical and Mechanical Characteristics

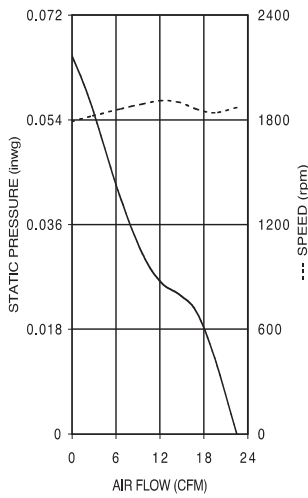
Model	Air Flow (CFM)	Operating Voltage		Current (mA)	Power (W)	Sound Level		Fan Speed (rpm)	Bearing <sup>Δ</sup>	Operating Temp.	
		Nom. (V)	Range (V)			Pressure (dBA)	NPEL (Bels)			Min. (°C)	Max. (°C)
L34681	23	12	10.2-13.8	70	0.84	17.7	3.6	1,850	NBR	-10	+70
L34682	23	24	20.4-27.6	50	1.20	17.7	3.6	1,850	NBR	-10	+70
M33414	25	12	10.2-13.8	110	1.32	22.5	3.8	2,050	Ball	-10	+70
M33415	25	24	20.4-27.6	90	2.16	22.5	3.8	2,050	Ball	-10	+70
L34683	26	12	10.2-13.8	80	0.96	21.8	3.9	2,050	NBR	-10	+70
L34684	26	24	20.4-27.6	60	1.44	21.8	3.9	2,050	NBR	-10	+70
M33412	30	12	10.2-13.8	150	1.80	24.4	4.2	2,400	Ball	-10	+70
M33413	30	24	20.4-27.6	100	2.40	24.4	4.2	2,400	Ball	-10	+70
L34685	31	12	10.2-13.8	110	1.32	26.1	4.2	2,400	NBR	-10	+70
L34686	31	24	20.4-27.6	70	1.68	26.1	4.2	2,400	NBR	-10	+70
M33409	35	12	10.2-13.8	210	2.52	31.7	4.5	2,900	Ball	-10	+70
M33411	35	24	20.4-27.6	130	3.12	31.7	4.5	2,900	Ball	-10	+70
L34687	37	12	10.2-13.8	130	1.56	31.1	4.6	2,800	NBR	-10	+70
L34688	37	24	20.4-27.6	80	1.92	31.1	4.6	2,800	NBR	-10	+70
L34689	41	12	10.2-13.8	200	2.40	34.9	5.0	3,250	NBR	-10	+70
L34690	41	24	20.4-27.6	110	2.64	34.9	5.0	3,250	NBR	-10	+70
M33406	43	12	10.2-13.8	290	3.48	35.8	5.0	3,400	Ball	-10	+70
M33407	43	24	20.4-27.6	180	4.32	35.8	5.0	3,400	Ball	-10	+70

Note: Air flow, current, power, speed and sound level ratings are at nominal voltage against zero static pressure. NPEL = Noise Power Emission Level. The first character of the model number denotes housing material and flange configuration. (M = advanced thermoplastic housing with open flange.) The series is also available as 'C' models (thermoplastic housing, closed flange). Power termination and signal options are designated by two-digit suffixes added to the model names: For color-coded 300mm power leads with stripped ends, add "-16" to the model numbers.  
<sup>Δ</sup> NBR, Nidec Bearing Revolution: Long-life sleeve-bearing design.

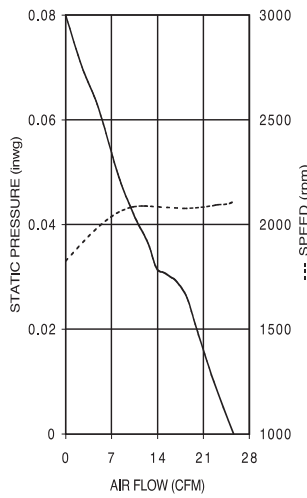


# 80x25mm

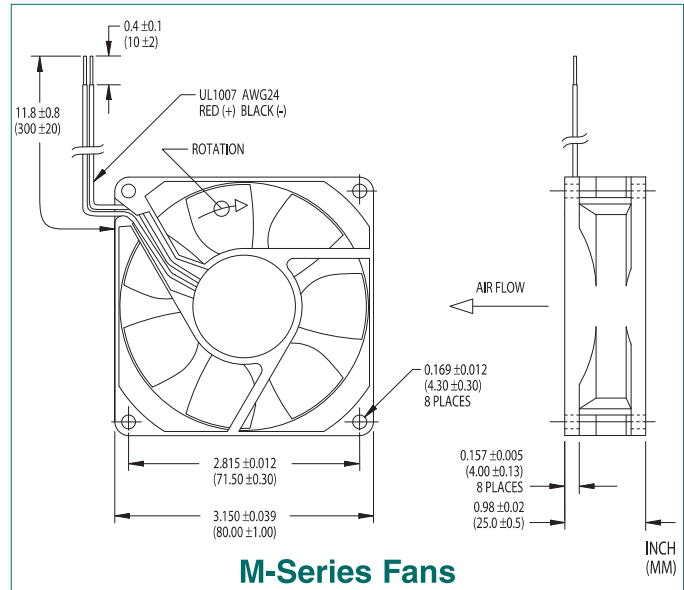
## TA300DC Air Performance



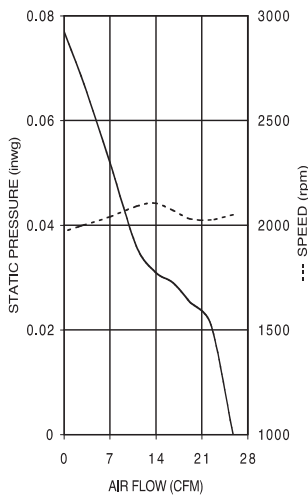
L34681/L34682



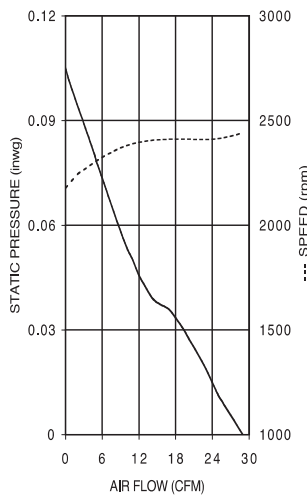
M33414/M33415



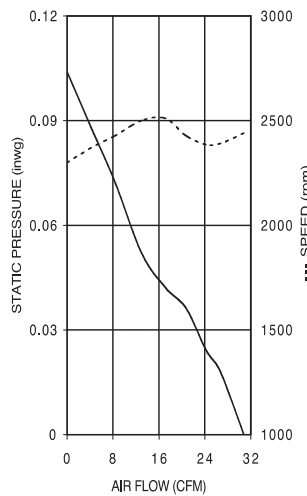
M-Series Fans



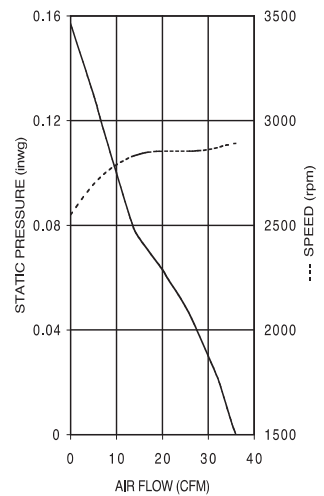
L34683/L34684



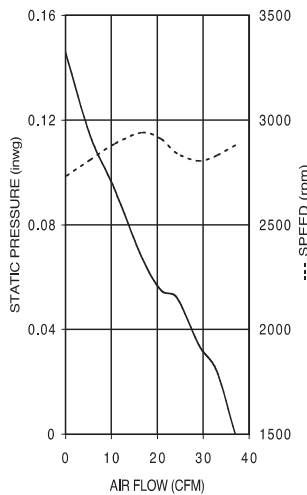
M33412/M33413



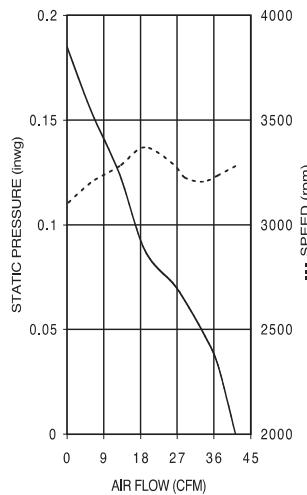
L34685/L34686



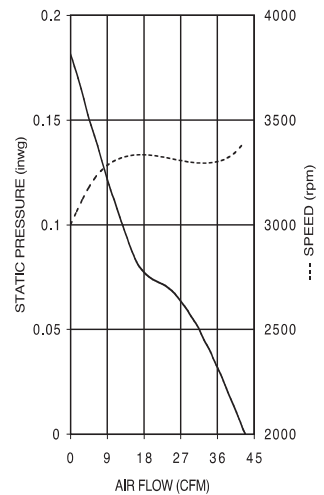
M33409/M33411




L34687/L34688



L34689/L34690



M33406/M33407



**Nidec**  
Nidec America Corporation

phone 781-848-0970 · email fans@nidecamerica.com · www.nidecamerica.com